

# nanobox battery case User Guide

Lithium Ion Polymer Battery  
3.7V, 2000mAh, 7.4Wh

## Power Button

Push once to turn on, push twice to turn off. Battery will not power off when plugged in.

## Lights

4 white LEDs indicate battery level. Lights flash slowly while charging and rapidly when battery is low.

## USB C Port

Use the nanobox USB C power cord to charge the battery case. You may charge it while you are using the nanobox.

## Note

The nanobox will power down and then restart when you unplug the charging cable. Save your changes before disconnecting from external power.

## nanobox Powersaving Firmware Updates

Check the forum for nanobox firmware updates with powersaving features:  
**[forum.1010music.com](http://forum.1010music.com)**.

Lower the screen brightness to improve battery life.

## Important Safety Information

### Disposal

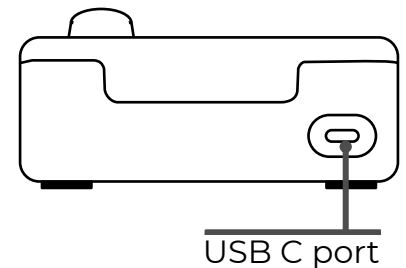
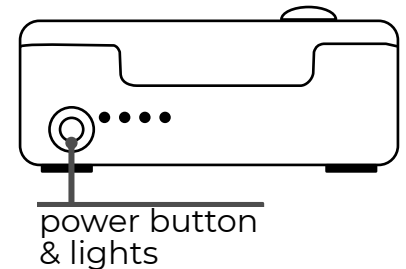
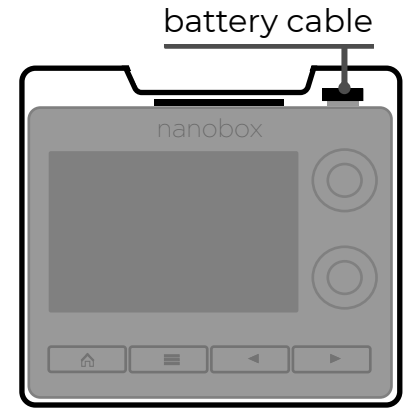
Recycle or dispose of in accordance with government, state & local regulations for lithium ion polymer batteries. Do not incinerate.

### Caution

Risk of fire and burns. Do not open, crush, disassemble, overcharge, short circuit, or dispose of in fire. Do not heat above 65° C/149° F. Keep away from water. Do not use if damaged.

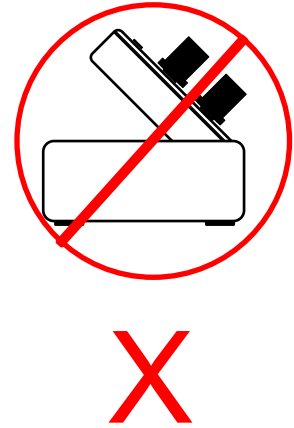
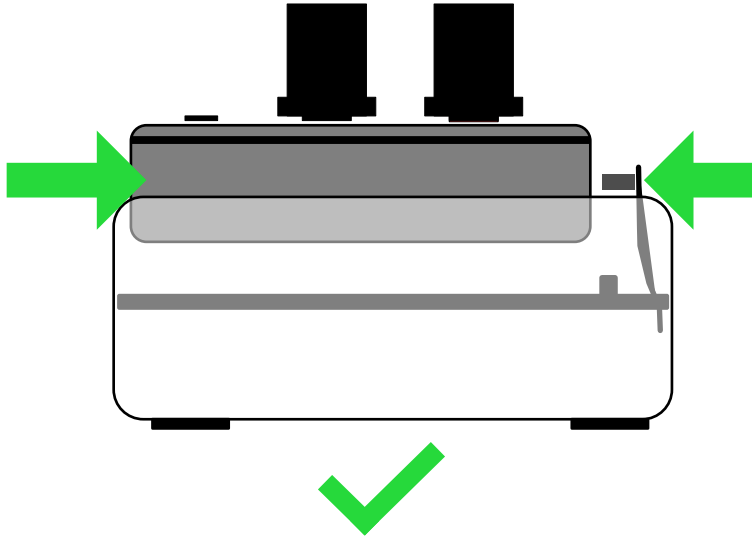
Do not place in checked bags when traveling by airplane. Must be transported in carry on luggage.

Designed for use only with the 1010music nanobox line of products.



### To connect the nanobox to the power cable:

Connect the USB cable by pushing it against the side of the case with the nanobox level with the case. To avoid damaging the cable, do not push it in when the nanobox is at an angle to the case.



### To disconnect the nanobox from the power cable:

First, gently pry the power cable from the nanobox, then pull the nanobox from the case. Do not pull the nanobox out an angle.

